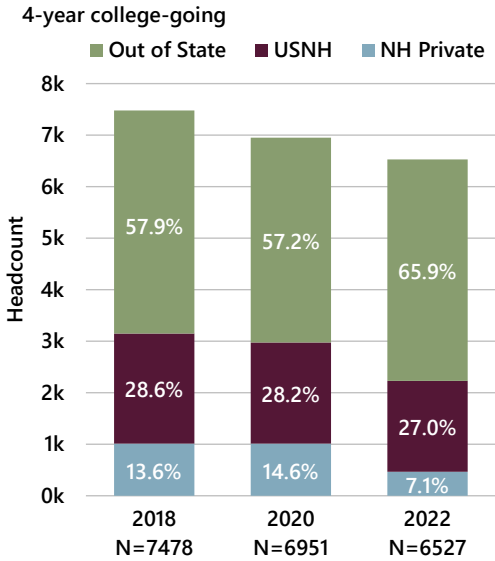


USNH Quarterly Status Report for the State of New Hampshire | March 2024

PERFORMANCE

Enrollment of 4-Year College-Going Recent NH High School Grads



Year	Share (%)	HS Grads
2018	57.7%	12,962
2020	55.3%	12,577
2022	51.6%	12,640

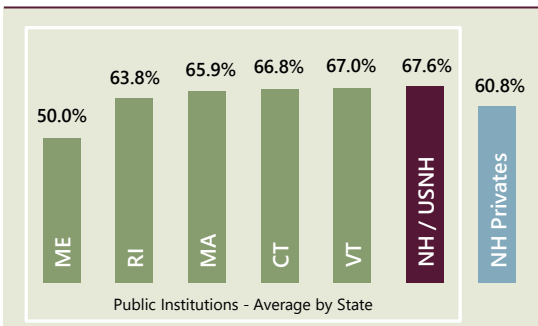
U.S. Dept. of Education, National Center for Education Statistics, IPEDS, biennial data collection. Fall 2020 adjusted. Fall 2022 provisional. Enrollment of first-time freshmen graduated from high school within 12 months prior to fall enrollment. NH public high school normal diploma earners from NH Dept. of Education.

USNH Enrollment

	Fall FTE		12-Mo Headcount	
	2022	2023	FY22	FY23
NH Resident	10,683	10,570	15,058	14,095
Nonresident	11,233	11,149	13,032	12,958
Total	21,916	21,719	28,090	27,053
NH % of Total	48.7%	48.7%	53.6%	52.1%

12-month headcount unduplicated by campus within the academic year.

Bachelor's 6-Year Graduation Rate



U.S. Dept. of Education, National Center for Education Statistics, IPEDS, 2021-22 provisional data.

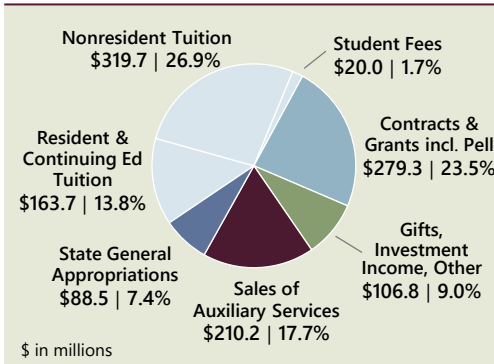
FINANCE

Operating Margin

\$ in millions	Actual FY23	Projected FY24
Total Operating Revenues	\$969.3	\$957.9
Total Operating Expenses	\$939.5	\$969.3
Total Operating Margin	\$29.8	(\$11.4)
Operating Margin	3.1%	(1.2%)

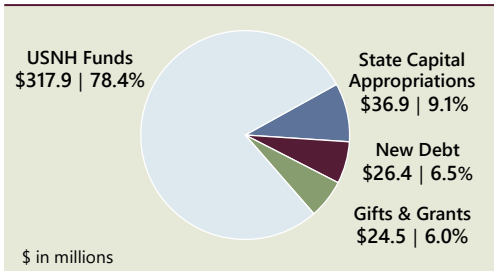
OM FY23 includes \$4M in recurring activities and \$26M in nonrecurring/one-time activities such as COVID recoveries and strategic investments. OM FY24 includes \$9M in recurring activities and (\$20M) in nonrecurring/one-time activities, primarily strategic investments.

Revenue Sources FY23 Total = \$1.2 Billion

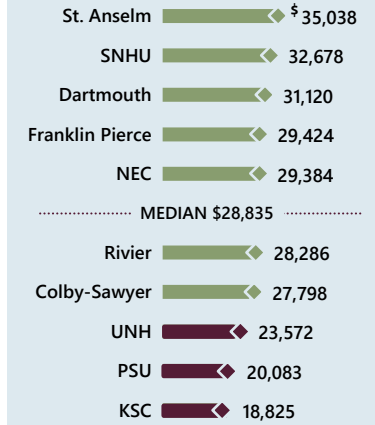


Operating and nonoperating revenues. Excludes capital additions. Gross tuition and fees, not netted for financial aid.

Capital Funding Sources 2018-2023 Total = \$405.7 Million



Average Net Price of Attendance NH Undergrads



U.S. Dept. of Education, College Scorecard, 6/2024. FY22, most recent available. Average total annual price after all grant and scholarship aid for first-year, full-time, in-state students receiving federal aid.

CURRENT INITIATIVES

- Biosciences Workforce Ecosystem
- Business Partnership Development
- Enterprise Technology Modernization
- Strategic Planning Activities
- Student Mental Health & Well-being
- Systemwide Facilities Assessment
- Systemwide Shared Services & Optimization
- USNH / CCSNH Collaboration & Partnerships

RISK AREAS

Monitored by USNH Board of Trustees

- Enrollment
- Facilities & Infrastructure
- Financial Sustainability
- Free Speech/DEI
- Shared Services
- Student Success & Well-being
- Talent Management
- Technology/ERP